

Haitong Global RMB Fixed Income Fund

(The Sub-Fund of Haitong RMB Investment Fund Series)

(Class A)

Monthly Report, Data as of 31 July 2019

IMPORTANT NOTES:

- Haitong RMB Investment Fund Series - Haitong Global RMB Fixed Income Fund (the "Sub-Fund") is an investment fund and not a bank deposit. There is no guarantee of the repayment of principal. There is also no guarantee of dividend or distribution payments during the period you hold the units of Sub-Fund. The instruments invested by the Sub-Fund may fall in value and therefore your investment in Sub-Fund may suffer losses.
- RMB is currently not freely convertible and is subject to exchange controls and restrictions. There is no guarantee that RMB will not depreciate. If you convert Hong Kong Dollar or any other currency into RMB so as to invest in Sub-Fund and subsequently convert the RMB redemption proceeds back into Hong Kong Dollar or any other currency, you may suffer a loss if RMB depreciates against Hong Kong Dollar or other currency.
- The Sub-Fund is exposed to the credit/insolvency risk of issuers of RMB Income Instruments and bank deposits that Sub-Fund may invest in. RMB Income Instruments and bank deposits that Sub-Fund invests in are typically unsecured debt obligations and are not supported by any collateral. The Sub-Fund will be fully exposed to the credit/insolvency risk of its counterparties as an unsecured creditor. The financial market of mainland China is at an early stage of development, and most of the RMB Income Instruments are and will be unrated.
- The quantity of RMB Income Instruments issued or distributed outside mainland China is currently limited. The Sub-Fund may hold a significant portion of assets in bank deposits if there are not sufficient RMB Income Instruments for the Sub-Fund to invest in. This may adversely affect the Sub-Fund's return and performance.
- The Sub-Fund is subject to liquidity risk as there is currently no regular trading and no active secondary market for RMB Income Instruments. The Sub-Fund may suffer losses in trading such instruments. The bid and offer spread of the price of RMB Income Instruments may be large, so the Sub-Fund may incur significant trading and realization costs and may suffer losses accordingly.
- You should not invest in the Sub-Fund unless the intermediary who sells it to you has explained to you that the Sub-Fund is suitable for you having regard to your financial situation, investment experience and objectives.
- Investors should not invest in the Sub-Fund based on this document alone. Before making any investment decision, the investor should read the Sub-Fund's offering documents carefully including the risk factors.
- Dividend of the Sub-Fund may be paid out of capital, subject to the Manager's discretion. Investor should note that where the payment of dividends are paid from or effectively out of capital, this represents and amounts to a return or withdrawal of part of the amount that have been originally invested or capital gains attributable to that and may result in an immediate decrease in the net asset value. A positive distribution does not imply a positive return.
- The Sub-Fund may use derivative instruments (e.g. swaps and forwards) for hedging purposes. There can be no assurance that any hedging techniques will fully and effectively eliminate the risk exposure of the Sub-Fund. Derivative instruments may be illiquid and are complex in nature. In adverse situations, the Sub-Fund's use of derivatives for hedging may become ineffective and the Sub-Fund may suffer significant losses.

Fund Information

Fund Manager	Haitong International Asset Management (HK) Limited
Inception Date	30 August 2010
Based Currency	CNY
Fund Size (M)*	CNY 363.03
NAV per unit	CNY: 102.77
Charges:	
Subscription	3.0% (Maximum)
Redemption	n/a
Management fee	1.0% p.a.
ISIN Code:	
Class A-CNY	HK0000084076
Bloomberg Code:	
Class A-CNY	HTGRMBF HK
Morningstar Rating	★★★★
Dividend Policy#:	Semi-annual basis
Last dividend value (per unit)	CNY 2.00
Last ex-dividend date	31 December 2018

*Fund Size is equal to the sum of the size of Class A and Class I.
 #The Sub-Fund intends to make distributions in June and December each year. Actual number and size of distribution(s) to be made shall be determined by the Manager at its discretion, and there is no guarantee on the minimum distribution amount. Dividend is not guaranteed. A positive distribution does not imply a positive return.

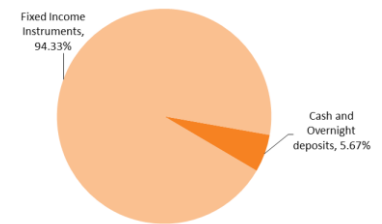
Investment Objective

Haitong Global RMB Fixed Income Fund seeks long term capital growth and income in RMB terms by investing primarily in (i) fixed income and debt instruments; (ii) deposits; and (iii) collective investment schemes (collectively referred to as "Income Instruments"). The majority of the Income Instruments are denominated in RMB. These may include but are not limited to, bills, notes, bonds, floating rate notes, deposits, negotiated deposits, money market instruments, certificates of deposit, commercial paper, exchangeable bonds and convertible bonds issued by issuers such as governments, government agencies, supranational entities, corporations, financial institutions and banks.

Top 5 Holdings

LENOVO GROUP LTD 4.95 06/10/20	6.94%
COUNTRY GARDEN HLDGS 5.8 03/12/21	6.20%
FRANSHION BRILLIANT LTD 5.2 03/08/21	5.88%
IND & COMM BK OF CHINA 6 PERP	5.54%
SHIMAO PROPERTY HLDGS 5.75 PERP	5.36%

Asset Allocation



Figures presented in % of NAV.
 Due to rounding, the total may not be equal to 100%.
 Source: BOCH-Prudential Trustee Limited.

Portfolio Characteristics[^]

Average Duration / Average Maturity:	1.45 years/1.91 years
Average Yield to Maturity:	4.88%

[^]Average yield to maturity is the weighted average yield to maturity of the investment portfolio of the Sub-Fund and is not equivalent to the yield achieved by unitholders and any capital gain/loss of each Unit of the Sub-Fund is not included in the calculation. Hence, average yield to maturity does not represent the total return that may be achieved by unitholders.
 Source: Haitong International Asset Management (HK) Limited.

Manager's Comments

Market Review

Offshore RMB bond market continued to go upward in July and ended up with 0.83% (valued in CNH) overall return for the month. Among categories, due to the risk-off sentiment, Government Bonds performed the best, soared from late July and recorded monthly return of 0.93%; followed by Investment Grade Bonds, which made monthly return of 0.82% and was flat with the overall index. High Yield Bonds was relatively weak with monthly return of -0.04%.

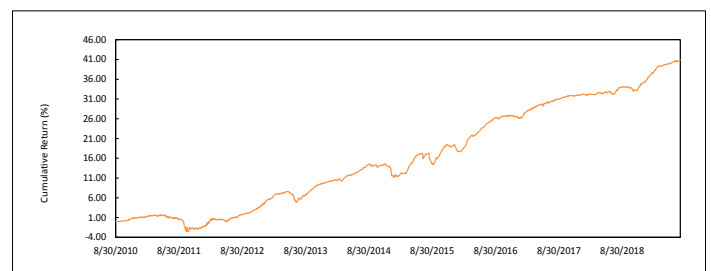
In terms of foreign exchange, both onshore and offshore RMB depreciated against USD in July. USD/CNH spot rate was 6.9099 at the end of the July, depreciated 0.61% in the month (6.8679 at June-end). USD/CNY spot rate recorded 6.8811, which depreciated 0.21% by the end of July (6.8668 at June-end).

Market Outlook

The China official Manufacturing Purchasing Manager Index (PMI) recorded at 49.7 in July, below the extension-contraction line three months in a row but improved from the prior values of past two months, which showed that manufacturing remained weak in the month. Among categories, New Order Index increased from 49.6 to 49.8 and New Export Order also improved from 46.3 to 46.9. Although set a new low in the same period since 2013, they both improved from last month, especially for the improvement of external demands. For the supply side, the Product Index increased from 51.3 to 52.1. Meanwhile, Raw Material Purchasing price jumped up from 49.0 to 50.7, but the Raw Material Inventory index slightly decreased to 48.0 (48.2 in previous month) and the Finished Goods Inventory index decreased to 47.0 (48.1 in previous month).

Due to the surprised escalation of trade frictions between U.S. and China, RMB was weakened against USD and the market turned back to risk-off status. The CNH High Yield bonds performance were therefore expected to be influenced negatively in the near term. The PBOC issued the "China Monetary Policy Execution Report" on 10 August and stated to establish the regular mechanism to issue the central bank notes in Hong Kong, which will assist in complementing the offshore RMB bond yield curve, and further promote the RMB globalization. Meanwhile, it will also help absorb the offshore RMB funds and raise the cost of taking short position, which will support the stability of the foreign exchange rate. The exogenous factors, like the easing tones of monetary policies globally, will support the prices of rate products. We will keep close watch of the further impacts on exchange rate resulted from the trade negotiation, monitor fundamental changes of bond issuers and continue to select bonds for allocation on timely basis.

Performance (Class A)



Cumulative Performance

1 Month	3 Months	6 Months	1 Year	3 Years	5 Years	Since Inception**
0.19%	0.88%	3.07%	5.64%	12.42%	23.96%	40.86%

Cumulative Year Performance

2010##	2011	2012	2013	2014	2015	2016	2017	2018	2019YTD
0.91%	-2.53%	6.12%	5.38%	3.42%	4.82%	6.14%	4.27%	2.39%	4.26%

**Inception date: 30 August 2010. **Since inception date 30 August 2010 to 31 December 2010. * Investors should note that the performance shown is expressed in percentage change. In previous versions of this document, performance was expressed in the net asset value per unit. Performance is calculated on NAV to NAV basis (RMB), net of fees with dividends reinvested. The performance chart and data are compiled to include all dividends that have been distributed. The investment returns are denominated in RMB. US/HK dollar-based investors are therefore exposed to fluctuations in the US/HK dollar/RMB exchange rate. Due to rounding, the total may not be equal to 100%. Past performance is not indicative of future performance. Source: Haitong International Asset Management (HK) Limited.

Investment involves risk and past performance is not indicative of future performance. The product(s) may not be suitable for all investors and investor may suffer loss or benefit from investment return. Information herein may be provided by third parties. Haitong International Asset Management (HK) Limited uses its best endeavors to ensure the information and sources used are reliable and that the views and opinions provided herein are given in good faith. Please seek appropriate professional advice if you are in doubt of any information contained herein. SFC authorization is not a recommendation or endorsement of a scheme nor does it guarantee the commercial merits of a scheme or its performance. It does not mean the scheme is suitable for all investors nor is it an endorsement of its suitability for any particular investor or class of investors. Please refer to the offering document for further details including the risk factors.

重要事項：

- 海通人民幣投資基金系列-海通環球人民幣收益基金(「子基金」)是一項基金投資而不是銀行存款。子基金不會擔保可收回本金。同時，子基金亦不就閣下於持有基金單位期間的股息及派發金額作出擔保。子基金所投資的工具可能會貶值，故此，閣下於子基金的投資可能會因此蒙受損失。
- 人民幣現時不可自由兌換並受到外匯限制或管制。人民幣也存在貶值風險。倘若閣下以港幣或任何其他貨幣兌換人民幣用作投資子基金，一旦人民幣貶值，閣下其後兌換人民幣贖回款項成港幣或其他貨幣時將承受損失。
- 子基金承受其所投資的人民幣收益工具及銀行存款的發行人的信貸/無償債能力風險。子基金投資的人民幣收益工具及銀行存款主要為無抵押償還債項，並沒有任何抵押品支持。子基金作為其交易對手的無抵押債權人，須完全承受該等交易對手的信貸/無償債能力風險。中國大陸金融市場現處於發展起步階段，大部份人民幣收益工具未被或將不被評級。
- 現時於中國大陸以外發行或分銷的人民幣收益工具數量有限。倘若人民幣收益工具的發行量並不足提供予子基金投資，子基金可能因此而持有大量銀行存款，這可能對子基金的回報及表現有負面影響。
- 鑒於人民幣收益工具現時並無定期交易及活躍的二手市場，子基金存在資金周轉的風險，故此，子基金可能會因投資該等工具而招致虧損。人民幣收益工具的買價和賣價的差價可能很大，因此，子基金可能承擔重大的交易及變現成本及可能因此而招致虧損。
- 除非非仲介人於銷售基金時已向閣下解釋經考慮閣下的財務情況、投資經驗及目標後，此基金是適合閣下的，閣下不應投資在子基金。
- 投資者不應僅就此文件提供之資料而作出投資決定，並應細閱有關基金之銷售文件所載詳情及風險因素。
- 基金經理有權可從子基金之資本撥款支付派息。投資者應注意從本金中或實際上從本金中支付派息時，即表示及相當於從閣下原本投資的金額中，或從該等金額賺取的資本收益中退回或提取部份款項，可能即時導致單位價值下跌。
- 子基金可能使用衍生工具(例如掉期及遠期)作對沖目的，並無保證任何對沖技術將可全面及有效地抵銷本基金的風險。衍生工具或欠缺流通性及性質複雜。在不利市況下，子基金利用衍生工具作對沖或會無效，子基金或會因此蒙受重大虧損。

基金資料

投資經理	海通國際資產管理(香港)有限公司
成立日期	2010年8月30日
報價貨幣	人民幣
總資產值(百萬)*	人民幣363.03
單位資產淨值	人民幣: 102.77
費用：	
認購費	3.0% (最高)
贖回費	不適用
管理費	每年1.0%
ISIN代號：	
A類-人民幣	HK0000084076
彭博代號：	
A類-人民幣	HTGRMBF HK
Morningstar評級：	★★★★
派息政策#：	每半年
上次派息(每單位)：	人民幣 2.00
上次除息日：	2018年12月31日

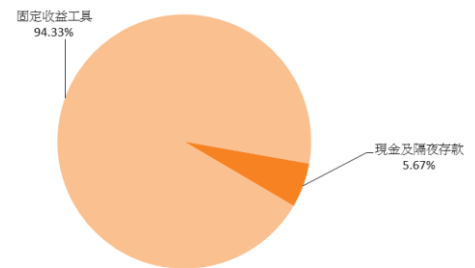
投資目標

海通環球人民幣收益基金透過主要投資於(i)固定收益及債務工具；(ii)存款；及(iii)集體投資計劃(統稱為「收益工具」)，尋求長遠的人民幣資本增值及人民幣收益。此等收益工具大部份以人民幣計價，包括(但不限於)由例如政府、政府機構、超國家實體、法國、金融機構及銀行等發行人發行的票據、期票、債券、浮息票據、存款、議定存款、貨幣市場工具、存款證、商業票據、可轉換債券及可換股債券。

五大投資項目

聯想集團 4.95 06/10/20	6.94%
碧桂園 5.8 03/12/21	6.20%
方興光耀有限公司 5.2 03/08/21	5.88%
工商銀行 6 PERP	5.54%
世茂房地產 5.75 PERP	5.36%

資產分佈



數值以資產淨值百分比表示。
由於進位數計算，總額可能並不相等於100%。
資料來源：中銀保誠信託有限公司。

投資組合特點^

平均存續期/平均屆滿期：	1.45年/1.91年
平均到期收益率：	4.88%

^平均到期收益率是子基金的投資組合到期收益率的加權平均數，並非單位持有人可獲的收益率，並且沒有計算子基金每單位的資本溢利/虧損，故此平均到期收益率不代表單位持有人可能取得的總回報。
*資料來源：海通國際資產管理(香港)有限公司。

*總資產值等於A類和I類資產的總和。

*擬於每年6月及12月派息，實際分派股息次數及金額將由基金經理酌情決定，但無保證最低派息額。子基金派息並無保證，正股息派發不代表正回報。

基金經理評論

市場回顧

7月份離岸人民幣債券整體呈現上漲趨勢，錄得0.83%的回報。各類別中，政府類債券表現最好，因風險情緒收緊，由7月下旬大幅上揚，全月錄得回報0.93%；其次是投資級債券，全月回報為0.82%，與整體指數基本持平；高收益債券表現較弱，全月錄得-0.04%的回報。

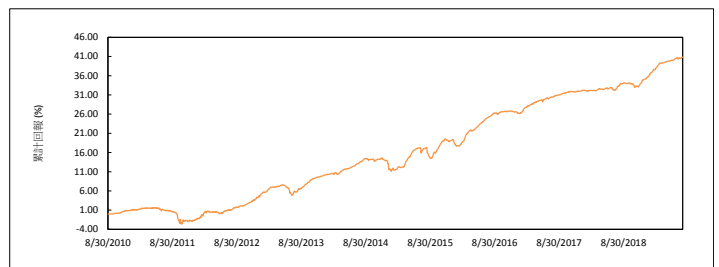
匯率方面，7月境內外人民幣相對美元貶值。截至月末，境外人民幣兌美元從6.8679貶至6.9099，幅度為0.61%；在岸人民幣兌美元從6.8668貶至6.8811，幅度為0.21%。

市場展望

7月全國製造業PMI為49.7，連續三個月在榮枯線下，但數字高於過去兩個月水準，製造業景氣程度仍偏弱。分項來看，7月新訂單指數回升至49.8(前值49.6)，新出口訂單指數同步回升至46.9(前值46.3)，兩者雖然仍處於2013年以來同期新低，但均較上月有好轉，特別是外需改善力度較大。7月生產指數回升至52.1(前值51.3)。7月原材料購進價格指數回升至50.7(前值49.0)，7月原材料庫存指數小幅回落至48.0(前值48.2)，產成品庫存指數降至47.0(前值48.1)。

由於中美貿易摩擦意外再度升級，消息刺激了人民幣兌美元走弱，市場避險情緒升溫，預計短期將對人民幣高收益債券表現造成一定拖累。央行於8月10日發佈第二季的《中國貨幣政策執行報告》，提到建立在香港發行中央銀行票據的常態機制，將有利於形成更加完善的離岸人民幣債券收益率曲線，推動人民幣國際化；同時亦將吸收部分離岸人民幣資金，增加做空成本，起到穩匯率的作用。目前全球範圍內放鬆的貨幣政策基調將從週邊環境對利率產品價格形成支撐，我們將密切關注貿易談判進展對匯率造成的進一步影響，追蹤發行人基本面變化，並繼續擇機選擇個券進行配置。

基金表現 (A類別)



累計總表現

1個月	3個月	6個月	1年	3年	5年	自成立日起**
0.19%	0.88%	3.07%	5.64%	12.42%	23.96%	40.86%

年度表現

2010##	2011	2012	2013	2014	2015	2016	2017	2018	2019年初至今
0.91%	-2.53%	6.12%	5.38%	3.42%	4.82%	6.14%	4.27%	2.39%	4.26%

**成立日期：30/8/2010。自成立日2010年8月30日起至2010年12月31日。投資者應注意，所示基金表現以百分比變動表示。在本文件過往的版本中，基金表現以每單位資產淨值表示，基金表現以資產淨值對資產淨值計算(人民幣)，已扣除費用，將股息再作投資。有關基金表現圖表及數據乃為包含所有已分派的股息而編纂。投資收益以人民幣計算。因此，以美元/港元作出投資的投資者，需承受美元/港元/人民幣兌換率的波動的風險。由於進位數計算，總額可能並不相等於100%。往績並不代表將來表現。資料來源：海通國際資產管理(香港)有限公司。

投資附帶風險，過往業績不代表將來表現。投資者會因投資此產品而虧損或獲利，而此產品亦未必適合所有投資者。本子基金報告內容的某些資料是由第三方提供。海通國際資產管理(香港)有限公司會真誠地盡力確保該資料及所提供意見的可靠性。若閣下對本子基金報告有任何疑問，請尋求適當的專業意見。證監會認可子基金不等於對該子基金作出推介或認許，亦不是對該子基金的商業利弊或表現作出保證，更不代表該子基金適合所有投資者，或認許該子基金適合任何個別投資者或任何類別的投資者。請參考銷售文件以便獲取其他資料，包括風險因素。